

Catalogue



Jiekwang Technology Co.,Ltd

ADD: Building 11, Hengchang Rong technology park, Huang Tian, Xixiang town, Baoan district, Shenzhen City, GuangDong, China
TEL: +86-755-23083063 FAX: +86-755-29060959 E-mail: sales@jiekwang.com
Web: <http://www.jiekwang.com>

LED Bulb Light Series

LED Spot Light Series

LED Down Light Series

LED Tube Light Series

LED Panel Light Series

LED High Bay Light Series

LED Flood Light Series

LED Strip Light Series

LED Driver Series

LED Controller Series



LED Bulb Series



Description

Led Bulb through a professional optical design, to prevent glare, brightness uniformity, natural and comfortable; wide range of voltage input, universal; may need to select the color temperature range; to meet the European EMC and safety requirements, comply with ROHS standard; to frequently switch filament-free LED light source; a direct replacement for the traditional bulb, the effect is more prominent environmental.

Application

Widely used in illumination and decoration lighting especially for indoor lighting, office building. Supermarkets, hotels, meeting room, restaurants, showroom, club and exhibition hall other building lighting etc.

LED Bulb Series



JK-BL-3W



JK-BL-4W



JK-BL-5W

Model NO.	JK-BL-3W	JK-BL-4W	JK-BL-5W
Input Voltage	AC85-265V	AC85-265V	AC85-265V
LED Power	3*1W	4*1W	5*1W
CCT	2700-7000K	2700-7000K	2700-7000K
Beam Angle	120°	120°	120°
Luminous Flux	280LM	360LM	450LM
Base	E26/E27/B22	E26/E27/B22	E26/E27/B22
Life Span	>50000H		
Material	Aluminum+PC		



JK-BL-6W



JK-BL-7W



JK-BL-8W

Model NO.	JK-BL-6W	JK-BL-7W	JK-BL-8W
Input Voltage	AC85-265V	AC85-265V	AC85-265V
LED Power	6*1W	7*1W	8*1W
CCT	2700-7000K	2700-7000K	2700-7000K
Beam Angle	120°	120°	120°
Luminous Flux	485LM	540LM	645LM
Base	E26/E27/B22	E26/E27/B22	E26/E27/B22
Life Span	>50000H		
Material	Aluminum +PC		

LED Bulb Series



JK-BL-9W



JK-BL-10W



JK-BL-12W

Model NO.	JK-BL-9W	JK-BL-10W	JK-BL-12W
Input Voltage	AC85-265V	AC85-265V	AC85-265V
LED Power	9W	10W	3014SMD 12W
CCT	2700-7000K	2700-7000K	2700-7000K
Beam Angle	120°	120°	120°
Luminous Flux	825LM	900LM	1185LM
Base	E26/E27/B22	E26/E27/B22	E26/E27/B22
Life Span	>50000H		
Material	Aluminum+PC		



JK-BL-3w/4w/5w/7w



JK-BL-5w/8W/10W/12W

Model NO.	JK-BL-SMD4W	JK-BJKL-SMD5W	JK-BL-SMD6W
Input Voltage	AC85-265V	AC85-265V	AC85-265V
LED Type/Power	3014SMD 4W	3014SMD 5W	3014SMD 6W
CCT	2700-7000K	2700-7000K	2700-7000K
Beam Angle	120°	120°	120°
Luminous Flux	360LM	450LM	540LM
Base	E26/E27	E26/E27	E26/E27
Life Span	>50000H		
Material	Aluminum+PC		

LED Bulb Series



JK-CAN-A1W

Model NO.	JK-CAN-A1W	JK-CAN-A3W
Input Voltage	AC85-265V	AC85-265V
LED Power	1*1W	3*1W
CCT	2700-7000K	2700-7000K
Beam Angle	300°	300°
Luminous Flux	90LM	200LM
Base	E27/E26/E14/B15/B22	E27/E26/E14/B15/B22
Life Span	>30000H	>30000H
Material	Aluminum+Glass	Aluminum+Glass



JK-CAN-B3W

Model NO.	JK-CAN-B1W	JK-CAN-B3W
Input Voltage	1*1W	3*1W
LED Power	AC85-265V	AC85-265V
CCT	2700-7000K	2700-7000K
Beam Angle	300°	300°
Luminous Flux	90LM	230LM
Base	E26/E27/E14	E26/E27/E14
Life Span	>30000H	>30000H
Material	Aluminum+PC	Aluminum+PC

LED Bulb Series



JK-BL-IR4W



JK-BL-IR6W

Functions

- 1.opd digit circuit design,totally not affected by the temperature
- 2.IP rate:IP 44
- 3.Sensor distance:5M
- 4.Function of detecting the brightness surrounded,automatically close the infrared sense when the brightness is over 10lux
- 5.Also can close th infrared sense function to use daily lighting

Model NO.	JK-BL-IR4W	JK-BL-IR6W
Input Voltage	AC100-240V	AC100-240V
LED Power	4W	6W
CCT	2700-6500K	2700-6500K
Beam Angle	120°	120°
Luminous Flux	300LM	450LM
Base	E26/E27	E26/E27
Life Span	50000H	50000H
Material	Aluminum +PC	Aluminum+PC

LED Bulb Series



Light effect for LED color deals bulb:



Model NO.	JK-BL-RGB3W	JK-BL-RGB5W
Input Voltage	AC100-240V	AC100-240V
LED Power	3*1W	5*1W
Color	RGB	RGB
Beam Angle	160°	160°
Luminous Flux	280LM	450LM
Base	E27/E26/E14/B22	E27/E26/E14/B22
Life Span	30000H	30000H
Material	Aluminium+PC	Aluminium+PC

LED Bulb Series



JK-BL-DM3W

JK-BL-DM5W

JK-BL-DM6W



Model NO.	JK-BL-DM3W	JK-BL-DM5W
Input Voltage	AC110-220V	AC110-220V
LED Power	3*1W	5*1W
CCT	3800-4200K	5500-6500K
Beam Angle	160°	160°
Luminous Flux	280LM	450LM
Base	E27	E27
Life Span	>30000H	>30000H
Material	ALuminum +PC	ALuminum +PC



LED Spotlight Series



Decription

Direct replacement of traditional bulbs for its energy-saving, environment friendly and long life-span etc.

Application

Widely use in illumination and decoration lighting especially for indoor lighting, office building. Supermarkets, hotels, meeting room, restaurants, showroom, club and exhibition hall other building lighting etc.

LED Spotlight Series



Model NO.	JK-SL-A3W	JK-SL-C9W
Input Voltage	AC85-265V	AC85-265V
LED Power	3*1W±0.2W	3*3W±0.2W
CCT	2700k-7000K	2700k-7000K
Beam Angle	15°/30°/45°	15°/30°/45°
Luminous Flux	WW:210lm/W:260LM	WW:420lm/W:500LM
Base	E27/GU10/MR16	E27/GU10/MR16
Life Span	≥5000h	≥5000h
Material	Aluminum Die-Casting	



Model NO.	JK-SL-B4W	JK-SL-B5W	JK-SL-B6W
Input Voltage	DC12V/DC24V	DC12V/DC24V	DC12V/DC24V
LED Power	4*1W±0.2W	4*1.5W±0.2W	3*2W±0.2W
CCT	2700k-7000K	2700k-7000K	2700k-7000K
Beam Angle	15°/30°/45°	15°/30°/45°	15°/30°/45°
Luminous Flux	WW:280lm/W:320L	WW:350lm/W:410L	WW:420lm/W:510LM
Base	E27/GU10/MR16	E27/GU10/MR16	E27/GU10/MR16
Life Span	≥5000h	≥5000h	≥5000h
Material	Aluminum		

LED Spotlight Series



Model NO.	JK-P20-5W	JK-P38-12W
Input Voltage	AC85-265V	AC85-265V
LED Power	5*1W±0.2W	12*1W±0.2W
CCT	2700k-7000K	2700k-7000K
Beam Angle	15°/30°/45°	15°/30°/45°
Luminous Flux	WW:350lm/W:410LM	WW:790lm/W:900LM
Base	E27/E26	E27/E26
Life Span	≥5000h	≥5000h
Material	Aluminum	Aluminum



Model NO.	JK-P30-7W	AZ-P38-9W
Input Voltage	AC85-265V	AC85-265V
LED Power	7*1W±0.2W	9*1W±0.2W
CCT	2700k-7000K	2700k-7000K
Beam Angle	15°/30°/45°	15°/30°/45°
Luminous Flux	WW:490lm/W:560L	WW:630lm/W:720LM
Base	E27/E26	E27/E26
Life Span	≥5000h	≥5000h
Material	Aluminum	

LED Spotlight Series



Model NO.	JK-SL-RGB3W	JK-SL-RGB5W
Input Voltage	AC85-265V	AC85-265V
LED Power	1*3W±0.2W,3*1W	5*1W±0.2W 1*5W
CCT	RGB	RGB
Beam Angle	15°/30°/45°	15°/30°/45°
Luminous Flux	WW:350lm/W:400LM	WW:420lm/W:480LM
Base	E27/GU10/MR16	E27/GU10/MR16
Life Span	≥5000h	≥5000h
Material	Aluminum	Aluminum



Model NO.	JK-SL-RGB6W	JK-SL-RGB12W
Input Voltage	AC85-265V	AC85-265V
LED Power	6*1W	12*1W
CCT	RGB	RGB
Beam Angle	15°/30°/45°	15°/30°/45°
Luminous Flux	WW:350lm/W:400LM	WW:800lm/W:850LM
Base	E27/GU10/MR16	E27/GU10/MR16
Life Span	≥5000h	≥5000h
Material	Aluminum	Aluminum

LED Spotlight Series



Model NO.	JK-SL-DM3W	JK-SL-DM4W
Input Voltage	AC85-265V	AC85-265V
LED Power	3*1W±0.2W	4*1W±0.2W
CCT	2700K-7000K	2700K-7000K
Beam Angle	15°/30°/45°	15°/30°/45°
Luminous Flux	WW:220lm/W:240LM	WW:320lm/W:280LM
Base	E27/GU10/MR16	E27/GU10/MR16
Life Span	≥5000h	≥5000h
Material	Aluminum	Aluminum



Model NO.	JK-BL-DM5W	JK-BL-DM6W
Input Voltage	AC85-265V	AC85-265V
LED Power	5*1W±0.2W	5*1.2W±0.2W
CCT	2700k-7000K	2700k-7000K
Beam Angle	15°/30°/45°	15°/30°/45°
Luminous Flux	WW:350lm/W:400LM	WW:350lm/W:400LM
Base	E27/GU10/MR16	E27/GU10/MR16
Life Span	≥ 50000h	≥ 50000h
Material	Aluminum	Aluminum

LED Downlight Series



LED Downlight Series



Description

Direct replacement of traditional bulbs for its energy-saving, environment friendly and long life-span etc.


Application

LED Ceiling Light Fixture is a replacement for conventional bulb, Ideal for home and office ceiling lighting, hotels, display case lighting, under cabinet lighting, recessed lighting, business and art lighting.

LED Downlight Series



Model NO.	JK-CL-A3W	JK-CL-B5W	JK-CL-B7W
Input Voltage	AC100-240V	AC100-240V	AC100-240V
LED Power	3W	5W	7W
LED Color	WW/DW/CW	WW/DW/CW	WW/DW/CW
CCT	2700-7000K	2700-7000K	2700-7000K
Beam Angle	8-120°	8-120°	8-120°
Life Span	30000H	30000H	30000H
Material	Aluminum +PC		



Model NO.	JK-CL-COB5W	JK-CL-COB10W
Input Voltage	AC 85-265V	AC 85-265V
Luminous		
LED Power	5W	10W
LED Color	WW/DW/CW	WW/DW/CW
CCT	3000-6500K	3000-6500K
Beam Angle	110°	110°
Life Span	50000H	50000H
Material	Aluminum +PC	

LED Downlight Series



Model NO.	JK-CL-RGB6*3W	JK-CL-RGB9*3W
Input Voltage	AC85-265V	AC100-240V
Luminous		
LED Power	6*3W	9*3W
LED Color	RGB	RGB
Size	110*115*93mm	138*110*120mm
Beam Angle	30/45/60°	30/45/60°
Life Span	50000H	50000H
Material	Aluminum +PC	



LED Tube Light Series



Application:

Office, factory, supermarket, basement, school, home, warehouse, electrical distribution facilities, transform room, workshop, chemical factory ect interior lighting. LED Tube saving engery cost and less heating, without mercury etc harmful substance and without UV and infrared. Safety and PRO- environment, suited for mine etc dangerous location.

LED Tube light Series



Model NO.	JK-T5L600-6W	JK-T5L900-9W	JK-T5L1200-12W
Input Voltage	AC 85-265V	AC 85-265V	AC 85-265V
LED QTY	108PCS 3528 SM	168PCS 3528 SM	228PCS 3528 SMD
LED Power	6W±0.2W	9W±0.2W	12W±0.2W
CCT	2800K-6500K	2800K-6500K	2800K-6500K
Beam Angle	170°	170°	170°
Luminous Flux	480LM±5%	720LM±5%	960LM±5%
Size	600MM*φ15MM	900MM*φ15MM	1200MM*φ15MM
Material	Aluminum +PC		



Model NO.	JK-T8L600-8W	JK-T8L600-9W
Input Voltage	AC 85-265V	AC 85-265V
LED QTY	105PCS 3528SMD	144PCS 3528SMD
LED Power	8W±0.2W	9W±0.2W
CCT	2800K-6500K	2800K-6500K
Beam Angle	120°	120°
Luminous Flux	640LM±5%	720LM±5%
Size	600MM*φ26MM	600MM*φ26MM

LED Tube light Series



Model NO.	JK-T8L900-10W	JK-T8L900-12W
Input Voltage	AC 85-265V	AC 85-265V
LED QTY	180PCS 3528 SMD	216PCS 3528 SMD
LED Power	10W±0.2W	12W±0.2W
CCT	2800K-6500K	2800K-6500K
Beam Angle	120°	120°
Luminous Flux	800LM±5%	960LM±5%
Size	900MM*φ26MM	900MM*φ26MM
Material	Aluminum +PC	



Model NO.	JK-T8L1200-15W	JK-T8L1200-18W
Input Voltage	AC 85-265V	AC 85-265V
LED QTY	240PCS 3528 SMD	288PCS 3528 SMD
LED Power	15W±0.2W	18W±0.2W
CCT	2800K-6500K	2800K-6500K
Beam Angle	120°	120°
Luminous Flux	1200LM±5%	1440LM±5%
Size	1200MM*φ26MM	1200MM*φ26MM
Material	Aluminum +PC	

LED Tube light Series




Model NO.	JK-T8L1500-20W	JK-T8L1500-25W
Input voltage	AC 85-265V	AC 85-265V
LED QTY	324PCS 3528 SMD	360PCS 3528 SMD
LED Power	20W±0.2W	25W±0.2W
CCT	2800K-6500K	2800K-6500K
Beam Angle	120°	120°
Luminous Flux	1600LM±5%	2000LM±5%
Size	1500MM*φ26MM	1500MM*φ26MM
Material	Aluminum +PC	



Model NO.	JK-T10L600-8W	JK-T5L1200-16W	JK-T10L1200-18W
Input Voltage	AC 85-265V	AC 85-265V	AC 85-265V
LED QTY	144PCS 3528 SMD	228PCS 3528 SMD	336PCS 3528 SMD
LED Power	8W±0.2W	16W±0.2W	18W±0.2W
CCT	2800K-6500K	2800K-6500K	2800K-6500K
Beam Angle	120°	120°	120°
Luminous Flux	640LM±5%	1280LM±5%	1440LM±5%
Size	600MM*φ32MM	1200MM*φ32MM	1200MM*φ32MM
Material	Aluminum +PC		





LED Pannel Light Series




Application:

Hotels,Conference/Meeting rooms,Factory&office,Commercial purposes,Residential/Institution Buildings,Schools,colleges&Universities,Hospitals,Places where energy saving and high color rendering index lightings required.


LED Tube light Series



Model NO.	JK-PL-A18W	JK-PL-B22W	JK-PL-C39W
Input voltage	DC 24V	DC 24V	DC 24V
LED QTY	3528 SMD	3528 SMD	3528 SMD
LED Power	18W±0.2W	22W±0.2W	39W±0.2W
CCT	2800K-6500K	2800K-6500K	2800K-6500K
Beam Angle	120°	120°	120°
Luminous Flux	900LM±5%	1100LM±5%	2500LM±5%
Size	300*300MM	300*600MM	600*600MM
Material	Aluminum +PC		



Model NO.	JK-PL-D24W	JK-PL-D39W
Input voltage	DC 24V	DC 24V
LED QTY	3528 SMD	3528 SMD
LED Power	24W±0.2W	39W±0.2W
CCT	2800K-6500K	2800K-6500K
Beam Angle	120°	120°
Luminous Flux	2500LM±5%	2500LM±5%
Size	600*1200MM	600*1200MM
Material	Aluminum +PC	



LED High Bay Light Series



Description & Application

Widely used in Workshops, factories, warehouses, highway toll stations, gas stations, supermarkets, exhibition hall, stadium, hall, meeting rooms, shopping malls and other lighting applications.

LED High Bay light Series



Model NO.	JK-HBL- A30W	JK-HBL- A50W	JK-HBL- A60W
LED Power	30W	50W	60W
Luminous Flux	2700-3000LM	3600-4000Lm	4500-5000Lm
Input voltage	AC85-265V		
CCT	2500k-7000k		
RA	>95%		
Power Factor	>0.95		
Life Span	50000hrs		



Model NO.	JK-HBL- B80W	JK-HBL- B100W	JK-HBL- B120W
LED Power	80W	100W	120W
Luminous Flux	5800-6400lm	8500-9500lm	10500-11500lm
Input voltage	AC85-265V		
CCT	2500k-7000k		
RA	>95%		
Power Factor	>0.95		
Life Span	50000hrs		



LED Flood Light Series



Description & Application

Widely used in Squares, buildings, parks, railway stations, airports, sculpture, works of art, lawn, garden, workshop factories, shopping malls, streets, playground, tennis courts, golf courses, basketball courts, soccer fields, billboards, residential and other flood lighting.

LED Flood light Series



Model NO.	JK-FL-B60W	JK-FL-B70W	JK-FL-B80W
Input Voltage	AC85-265V	AC85-265V	AC85-265V
CCT	2700K-7000K	2700K-7000K	2700K-7000K
Luminous Flux	5100LM-5710LM	5955LM-6660LM	6820LM-7610LM
LED Power	5W	5W	5W
LED QTY	1PCS	1PCS	1PCS
Life Span	>50000H	>50000H	>50000H
Power Factor	>0.98	>0.98	>0.98



Model NO.	JK-FL-C90W	JK-FL-C100W
Input Voltage	AC85-265V	AC85-265V
CCT	2700K-7000K	2700K-7000K
Luminous Flux	7540LM-8520LM	8340LM-9410LM
LED Power	5W	5W
LED QTY	1PCS	1PCS
Life Span	>50000H	>50000H
Power Factor	>0.98	>0.98

LED Flood light Series



Model NO.	JK-FL-A5W	JK--FL-A10W	JK-FL-A20W
Input Voltage	AC85-265V	AC85-265V	AC85-265V
CCT	2700K-7000K	2700K-7000K	2700K-7000K
Luminous Flux	425LM-476LM	855LM-953LM	1700LM-1920LM
LED Power	5W	10W	20W
LED QTY	1PCS	1PCS	1PCS
Life Span	>50000H	>50000H	>50000H
Power Factor	>0.98	>0.98	>0.98



Model NO.	JK-FL-A30W	JK-FL-A40W	JK-FL-A50W
Input Voltage	AC85-265V	AC85-265V	AC85-265V
CCT	2700K-7000K	2700K-7000K	2700K-7000K
Luminous Flux	2559LM-2860LM	3410LM-3805LM	4255LM-4750LM
LED Power	30W	40W	50W
LED QTY	1PCS	1PCS	1PCS
Life Span	>50000H	>50000H	>50000H
Power Factor	>0.98	>0.98	>0.98



Application:

Used in LED Ribbon, LED Lightingboxes, LED advertisement Screen, LED Guard Rail etc, Home interior, outdoor decoration Lighting and other lighting engineering.

LED Strip light Series





Model NO.	JK-SMD3528-30L	JK-SMD3528-60L
Input Voltage	DC12/24V	DC12/24V
LED QTY	30pcs 3528 SMD	60pcs 3528 SMD
LED Power	2.4w	4.8w
CCT	2800K-10000K	2800K-10000K
Beam Angle	120°	120°
Luminous Flux	3-4LM/4-5LM/6-7LM	3-4LM/4-5LM/6-7LM
Size	L1000*W8*H3mm	L1000*W8*H3mm
PCB	FPC(Yellow,Black,White)	



Model NO.	JK-SMD5050-30L	JK-SMD5050-60L
Input Voltage	DC12/24V	DC12/24V
LED QTY	30pcs5050SMD	60pcs 5050SMD
LED Power	7.2w	14.4w
CCT	2800K-10000K	2800K-10000K
Beam Angle	120°	120°
Luminous Flux	11-13LM/15-17LM/18-20LM	11-13LM/15-17LM/18-20LM
Size	L1000*W10*H3mm	L1000*W10*H3mm
Material	FPC(Yellow,Black,White)	

LED Strip light Series



Model NO.	JK-SMD3528-120L	JK-SMD3528-240L
Input voltage	DC12/24V	DC12/24V
LED QTY	120pcs 3528 SMD	240pcs 3528 SMD
LED Power	9.6w	19.2w
CCT	2800K-10000K	2800K-10000K
Beam Angle	120°	120°
Luminous Flux	3-4LM/4-5LM/6-7LM	3-4LM/4-5LM/6-7LM
Size	L1000*W8*H3mm	L1000*W8*H3mm
Material	FPC(Yellow,Black,White)	



Model NO.	JK-SMD5050-30L-RGB	JK-SMD5050-60L-RGB
Input Voltage	DC12/24V	DC12/24V
LED QTY	30pcs5050SMD	60pcs 5050SMD
LED Power	7.2w	14.4w
CCT	2800K-10000K	2800K-10000K
Beam Angle	120°	120°
Luminous Flux	11-13LM/15-17LM/18-20LM	11-13LM/15-17LM/18-20LM
Size	L1000*W10*H3mm	L1000*W10*H3mm
Material	FPC(Yellow,Black,White)	

LED Controller Series

24keys



28keys



44keys



Amplifier



LED Controller Series

Touching Led controller



Mini Led touching controller




LED Driver Series

non-waterproof :15w~500w



60w




200w



350W

LED Driver Series


Waterproof :15w~200W



15W















60W





200W

LED TOUCH BAR

No	Item No.	Picture	Description										Unit Price (USD/pcs)	
			Product name	Watt	Voltage	Lumens (Lm)	LED Quantity	LED	Lifespan (hrs)	Beam Angle	Color temp.	dimension (LxWxH mm)	3000pcs	5000pcs
1	JK-TS123060A-WW/CW-A/B		30CM-3528 touch strip	4.5W	12V	280-300	60	Epistar	30,000	120°	warm white or cool white	300x20x14.2	5.85	5.55
2	JK-TS1260123A-WW/CW-A/B		60CM-3528 touch strip	10W	12V	600-650	123	Epistar	30,000	120°	warm white or cool white	600x20x14.2	9.72	9.42
3	JK-TS12100213A-WW/CW-A/B		100CM-3528 touch strip	15W	12V	900-1000	213	Epistar	30,000	120°	warm white or cool white	1000x20x14.2	15.90	15.50
4	JK-TS126036B-WW/CW-A/B		60CM-5050 touch strip	10W	12V	480-450	36	Epistar	30,000	120°	warm white or cool white	600x20x14.2	9.80	9.50
5	JK-TS1210060B-WW/CW-A/B		100CM-5050 touch strip	15W	12V	850-900	60	Epistar	30,000	120°	warm white or cool white	1000x20x14.2	15.90	15.50
6	Part		magnets x 4 stick plates x 2 Note: If choose this kit, the magnets will be mounted on the back of the bar during production, unless detail specified.										1.25	
7	Part		stainless clips x 2 stainless screws x 2										0.18	
8	Part		15cm DC connector x 1										0.30	
9	Part		short DC connector x 1										0.20	
No	Item No.	Picture	Description							Unit Price (US\$/pcs)				
			Product name	Watt	Input	Output	Certificate	Input wire length	Output wire length					

1	Plug-in Adaptor		Plug-in Adaptor	18W	100-240V/50-60Hz	12V 1.5A	CE	\	1.5m	3.20
2	Desk-top Adaptor		Desk-top Adaptor	36W	100-240V/50-60Hz	12V 3.0A	CE	1 m	1 m	4.80
3	Desk-top Adaptor		Desk-top Adaptor	60W	100-240V/50-60Hz	12V 5.0A	CE	1 m	1 m	5.60



Picture



Product Name	18-inch LED Photo frame
Frame Size	L505*W385*H8mm
Display Size	L410*W282*H8mm
Frame thickness	8mm
Power	5W
Color	W/WW/CW
Unit Price	US\$58.20




Product Name	24-inch LED Photo frame
Frame Size	L700*W550*H8mm
Display Size	L640*W490*H8mm
Frame thickness	8MM
Power	8W
Color	W/WW/CW
Unit Price	US\$65.00



Product Name	30-inch LED Photo frame
Frame Size	L850*W600*H8mm
Display Size	L790*W540*H8mm
Frame thickness	8MM
Power	9W
Color	W/WW/CW
Unit Price	US\$77.50


JIEKWANG TECHNOLOGY CO.,LTD

(1). 3W led spotlight constant current power supply




Part No.: JK-003103011000
Output watts: 3W
Input: 12-24VDC
Output: 9-11VDC
Output current:300mA±20mA
Led q'ty: 3 Pcs
Efficiency: 90%
Power factor: 0.9
Circuit protection: OCP
Size(L*W*H):17mm*13mm*8mm
MTBF: 50000Hours
Work temperature:-10°C-50°C
Work humidity:20-90%RH

(2).1-4W led bulb constant current power supply




Part No.: JK-004103011000
Output watts: 1W or 3W or 4W
Input: 90-264VAC
Output: 9-12VDC
Output current:300mA±20mA
Led q'ty: 3 Pcs
Efficiency: 75%
Power factor: 0.55
Circuit protection: OCP,OVP
Size(L*W*H):22.5mm*16.5mm*16mm
MTBF: 50000Hours
Work temperature:-10°C-50°C
Work humidity:20-90%RH

(3).5-7W led bulb HI-PF constant current power supply



Part No.: JK-007223211000
Output watts: 5W or 6W or 7W
Input: 90-264VAC
Output: 20-24VDC
Output current:320mA±20mA
Led q'ty: 7 Pcs
Efficiency: 82%
Power factor: 0.90
Circuit protection: OCP,OVP
Size(L*W*H):55mm*22mm*18mm
MTBF: 50000Hours
Work temperature:-10°C-50°C
Work humidity:20-90%RH

(4).9W led bulb constant current power supply



Part No.: JK-009303211000
Output watts: 9W
Input: 90-264VAC
Output: 27-32VDC
Output current:320mA±20mA
Led q'ty: 9 Pcs
Efficiency: 84%
Power factor: 0.80
Circuit protection: OCP,OVP
Size(L*W*H):58mm*25mm*18mm
MTBF: 50000Hours
Work temperature:-10°C -50°C
Work humidity:20-90%RH

(5).5-7W led bulb constant current power supply




Part No.: JK-007223211001
Output watts: 5W or 6W or 7W
Input: 90-264VAC
Output: 20-24VDC
Output current:320mA±20mA
Led q'ty: 7 Pcs
Efficiency: 83%
Power factor: 0.60
Circuit protection: OCP,OVP
Size(L*W*H):49*22*18MM
MTBF: 50000Hours
Work temperature:-10°C -50°C
Work humidity:20-90%RH

(6).3-4W led bulb constant current power supply




Part No.: JK-003103011001
Output watts: 3W or 4W
Input: 90-264VAC
Output: 8-14VDC
Output current:300mA±20mA
Led q'ty: 3 Pcs
Efficiency: 75%
Power factor: 0.60
Circuit protection: OCP,OVP
Size(L*W*H):46*20*18MM
MTBF: 50000Hours
Work temperature:-10°C -50°C
Work humidity:20-90%RH

(7).3-4W mini led bulb constant current power supply



Part No.: JK-003103011000
Output watts: 3W or 4W
Input: 90-264VAC
Output: 8-14VDC
Output current:300mA±20mA
Led q'ty: 3 Pcs
Efficiency: 75%
Power factor: 0.60
Circuit protection: OCP,OVP
Size(L*W*H):28.5*16.5*16MM
MTBF: 50000Hours
Work temperature:-10°C -50°C
Work humidity:20-90%RH

(8).7-12W T8 Fluorescent lamp constant-current power supply




Part No.: JK-009303211000
Output watts: 7-12W
Input: 90-264VAC
Output: 27-32VDC
Output current:320mA±20mA
Led q'ty: 7-12 Pcs
Efficiency: 84%
Power factor: 0.80
Circuit protection: OCP,OVP
Size(L*W*H):58*25*18MM
MTBF: 50000Hours
Work temperature:-10°C -50°C
Work humidity:20-90%RH

(9).9W Fluorescent lamp constant-current power supply



Part No.: JK-009402311001
Output watts: 9W
Input: 90-264VAC
Output: 40VDC
Output current:230mA±20mA
Led q'ty: 144Pcs,12 parallel 12 in series
Efficiency: 85%
Power factor: 0.90
Circuit protection: OCP,OVP
Size(L*W*H):132*17.5*10MM
MTBF: 50000Hours
Work temperature:-10°C -50°C
Work humidity:20-90%RH

(10).18W Fluorescent lamp constant-current power supply



Part No.: JK-018404511001

Output watts: 18W

Input: 90-264VAC

Output: 40VDC

Output current: 450mA \pm 20mA

Led q'ty: 288Pcs, 12 parallel 24 in series

Efficiency: 85%

Power factor: 0.90

Circuit protection: OCP, OVP

Size(L*W*H): 210*17.5*10MM

MTBF: 50000Hours

Work temperature: -10°C -50°C

Work humidity: 20-90%RH